



Department of Education and
Early Childhood Development

Glen Huntly Primary School (3703) - Glen Huntly Primary School

2014 Parent Opinion Survey Report

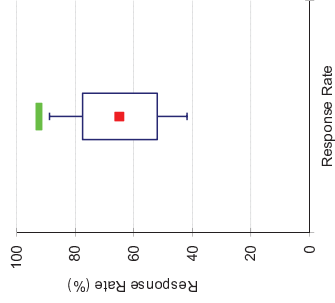
Where provided, hand-written comments from parents in the Comments Report are also available from the School Performance Reports webpage (principal's edumail login and password required)

School Number: 3703
 School Name: Glen Huntly Primary School

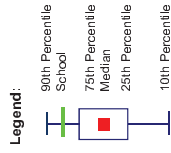
School means plotted against distribution of Primary School means



School response rate against Primary School distribution



Recommended sample size: 40
 Number of questionnaires sent*: 40
 Number of questionnaires returned: 37
 Response Rate: 93%

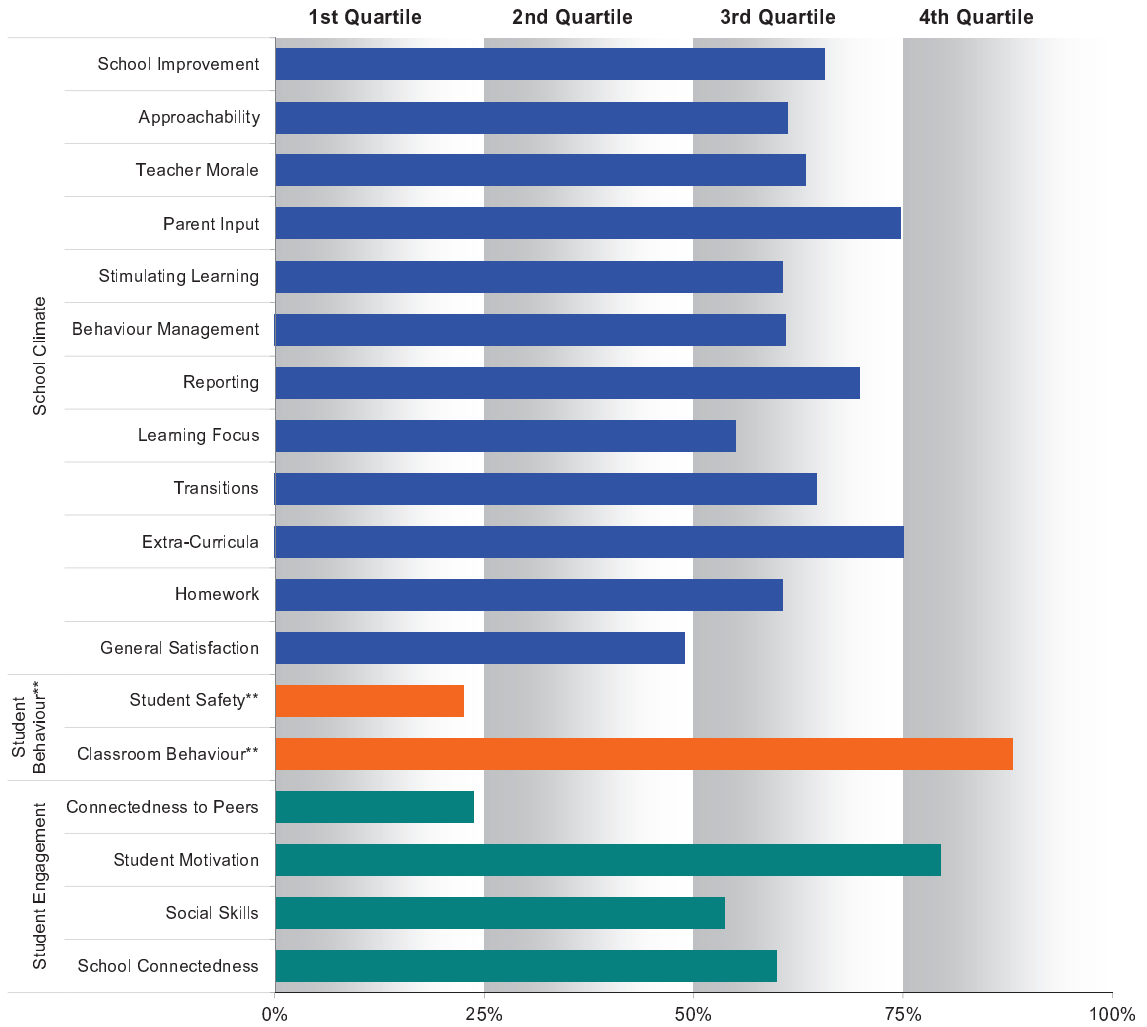


* The "Number of questionnaires sent" is taken from the tally sheet returned with each school's questionnaires. If the tally sheet was not completed, the number is not available.
 ** Parents' responses to all negatively phrased questions have been reversed for reporting purposes. Across all variables, the higher the score or percentile rank, the more positive parents' perceptions.

School Number: 3703

School Name: Glen Huntly Primary School

School means plotted as percentage ranks against Primary School means



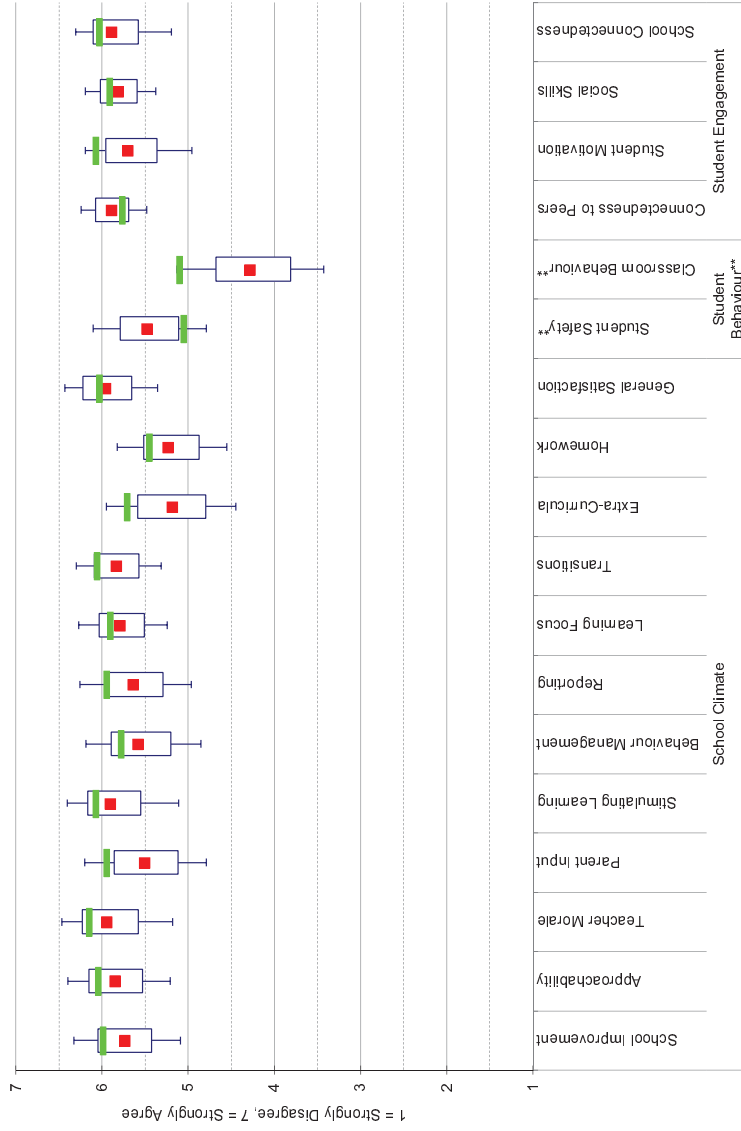
** Parents' responses to all negatively phrased questions have been reversed for reporting purposes. Across all variables, the higher the score or percentile rank, the more positive parents' perceptions.

2014 Parent Opinion Survey

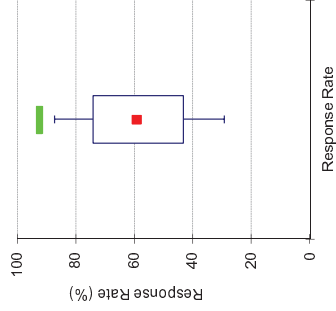
School Number: 3703

School Name: Glen Huntly Primary School

School means plotted against distribution of state-wide school means



School response rate against state-wide school distribution



Recommended sample size: 40
 Number of questionnaires sent*: 40
 Number of questionnaires returned: 37
 Response Rate: 93%

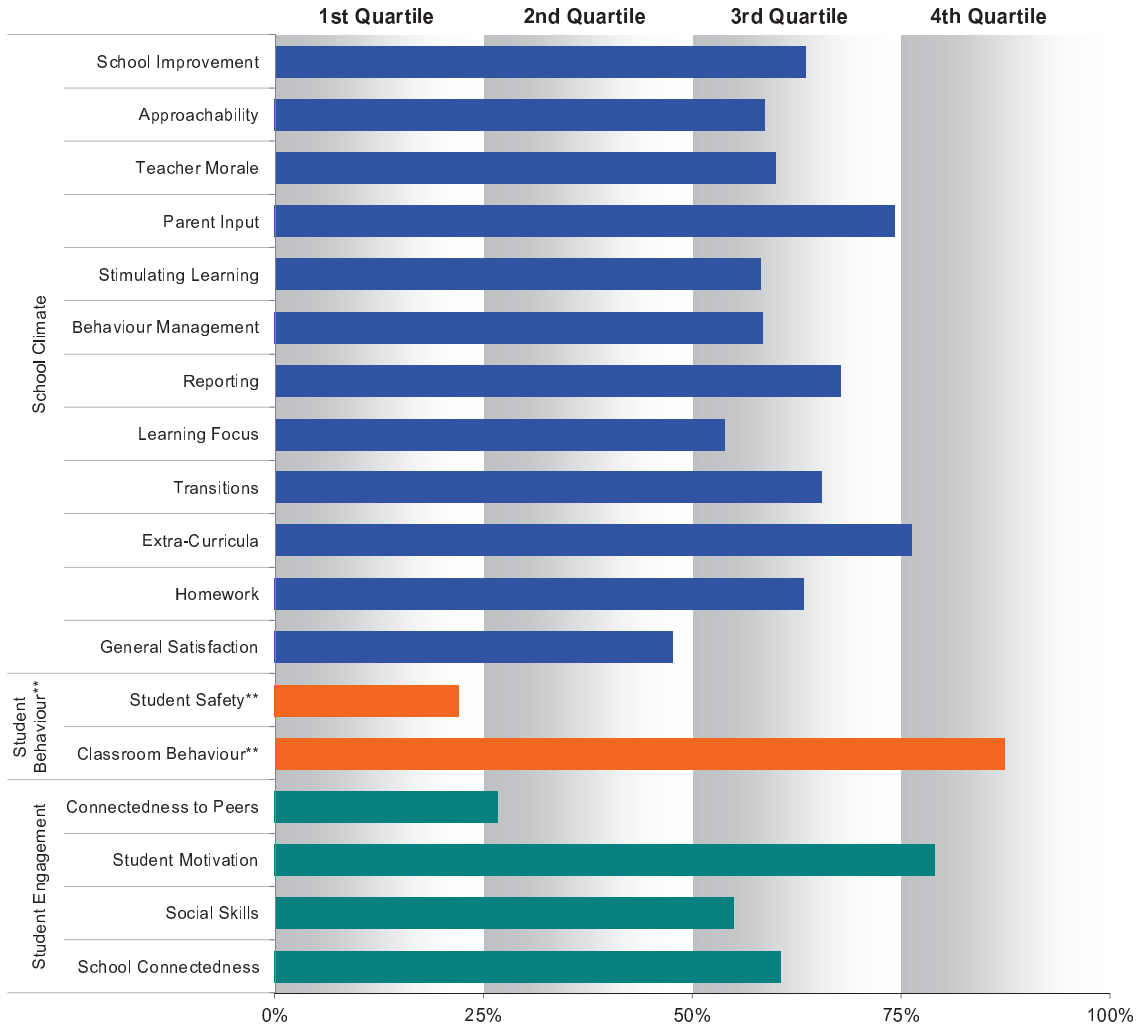
Legend:
 90th Percentile School
 75th Percentile Median
 25th Percentile
 10th Percentile

* The "Number of questionnaires sent" is taken from the tally sheet returned with each school's questionnaires. If the tally sheet was not completed, the number is not available.
 ** Parents' responses to all negatively phrased questions have been reversed for reporting purposes. Across all variables, the higher the score or percentile rank, the more positive parents' perceptions.

School Number: 3703

School Name: Glen Huntly Primary School

School means plotted as percentage ranks against state-wide school means



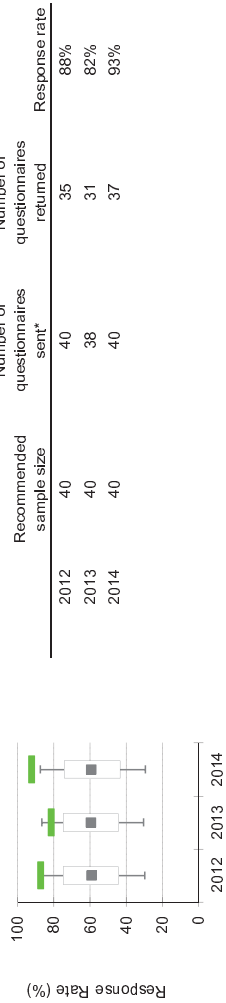
** Parents' responses to all negatively phrased questions have been reversed for reporting purposes. Across all variables, the higher the score or percentile rank, the more positive parents' perceptions.

2014 Parent Opinion Survey

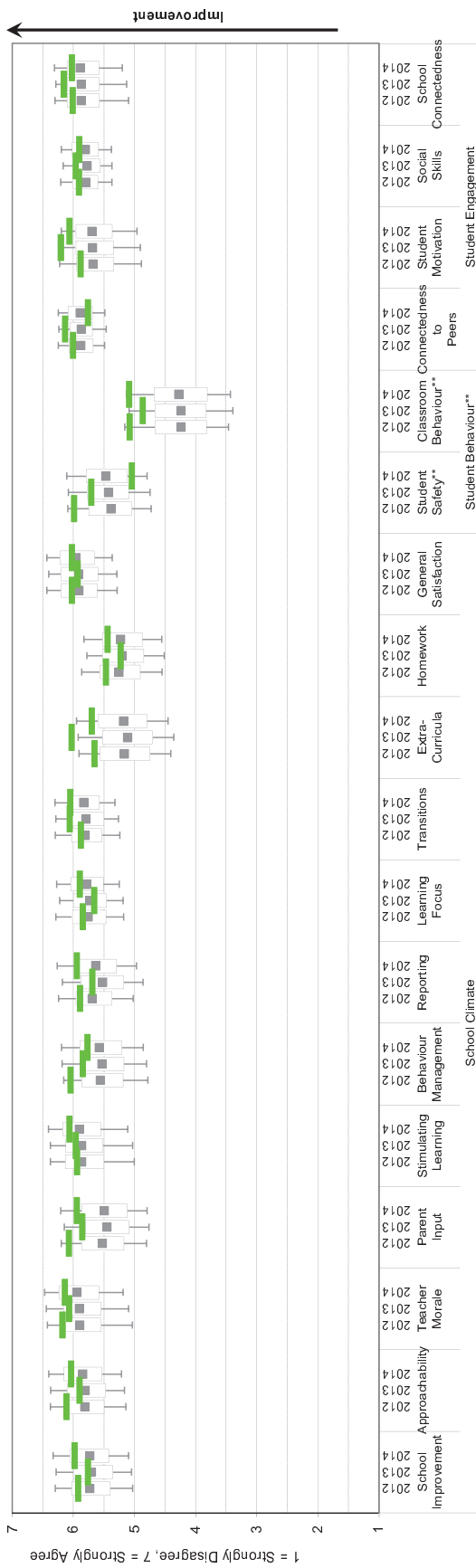
School Number: 3703

School Name: Glen Huntly Primary School

School response rate plotted against state-wide school distribution



School means plotted against distribution of state-wide school means

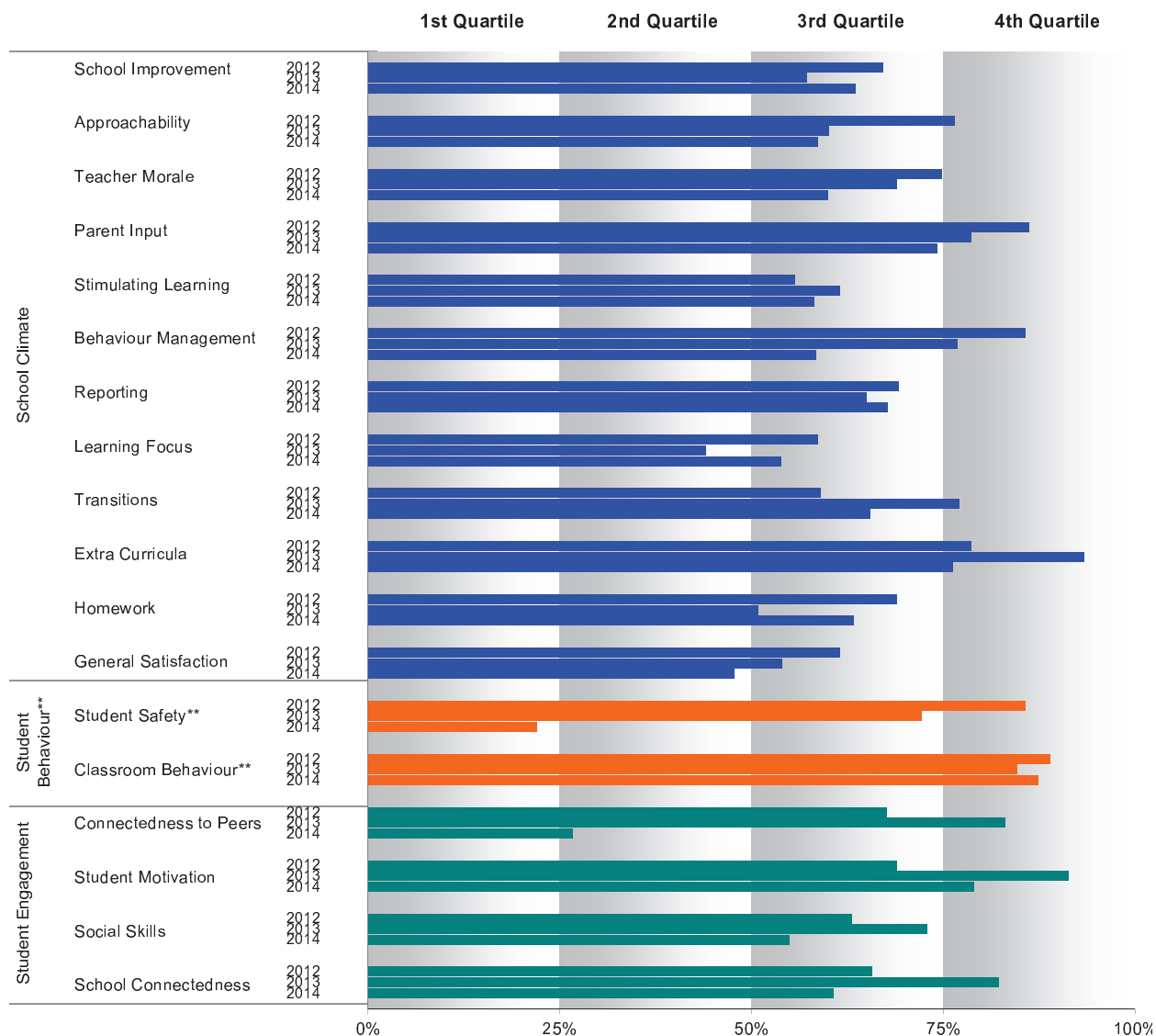


* The "Number of questionnaires sent" is taken from the tally sheet returned with each school's questionnaires. If the tally sheet was not completed, the number is not available.
 ** Parents' responses to all negatively phrased questions have been reversed for reporting purposes. Across all variables, the higher the score or percentile rank, the more positive parents' perceptions.

School Number: 3703

School Name: Glen Huntly Primary School

School means plotted as percentage ranks against state-wide school means



** Parents' responses to all negatively phrased questions have been reversed for reporting purposes. Across all variables, the higher the score or percentile rank, the more positive parents' perceptions.

2014 Parent Opinion Survey (Response Frequency Distribution)

School Number: 3703

School Name: Glen Huntly Primary School

	Number of Responses	School Mean	Response Frequency - Percentage (Number)							Number	
			Strongly Disagree (1)	Moderately Disagree (2)	Mildly Disagree (3)	Neither Agree nor Disagree (4)	Mildly Agree (5)	Moderately Agree (6)	Strongly Agree (7)		
School Improvement											
		5.98									
30 This school always aims to improve the quality of education it provides	37	6.03	0 (0)	0 (0)	3 (1)	8 (3)	14 (5)	35 (13)	41 (15)	0	
33 This school has a clear understanding of its strengths and weaknesses.	36	5.78	0 (0)	0 (0)	6 (2)	14 (5)	14 (5)	31 (11)	36 (13)	1	
44 This school always strives to improve.	37	6.14	0 (0)	0 (0)	3 (1)	5 (2)	14 (5)	32 (12)	46 (17)	0	
Approachability											
		6.04									
27 There is good two-way communication between the staff and parents at my child's school.	37	5.86	0 (0)	3 (1)	3 (1)	5 (2)	22 (8)	30 (11)	38 (14)	0	
39 I feel comfortable about approaching this school with any concerns I might have.	37	6.24	0 (0)	3 (1)	0 (0)	3 (1)	14 (5)	27 (10)	54 (20)	0	
40 My child's teacher/s understand my point of view.	37	6.03	0 (0)	0 (0)	0 (0)	11 (4)	14 (5)	38 (14)	38 (14)	0	
51 This school takes parents concerns seriously.	36	6.03	0 (0)	0 (0)	0 (0)	11 (4)	17 (6)	31 (11)	42 (15)	1	
Teacher Morale											
		6.15									
25 The teachers at my child's school are extremely dedicated.	37	6.24	0 (0)	0 (0)	0 (0)	8 (3)	11 (4)	30 (11)	51 (19)	0	
28 The teachers at my child's school are very enthusiastic.	37	6.35	0 (0)	0 (0)	0 (0)	0 (0)	11 (4)	43 (16)	46 (17)	0	
32 The teachers at my child's school are very passionate about teaching.	37	6.22	0 (0)	0 (0)	0 (0)	5 (2)	14 (5)	35 (13)	46 (17)	0	
35 The teachers at my child's school have a lot of pride in their work.	37	5.84	3 (1)	0 (0)	0 (0)	8 (3)	11 (4)	54 (20)	24 (9)	0	
41 The teachers at my child's school are very energised.	37	6.08	0 (0)	0 (0)	3 (1)	8 (3)	14 (5)	30 (11)	46 (17)	0	
Parent Input											
		5.95									
37 This school encourages parents to have a say in planning for the future.	37	5.95	0 (0)	0 (0)	5 (2)	8 (3)	19 (7)	22 (8)	46 (17)	0	
45 This school encourages parents to have a say when planning new policies.	37	5.86	0 (0)	0 (0)	3 (1)	19 (7)	8 (3)	30 (11)	41 (15)	0	
48 I have an opportunity to get involved in planning and deciding things at this school if I want to.	37	6.03	0 (0)	0 (0)	3 (1)	5 (2)	14 (5)	43 (16)	35 (13)	0	
Stimulating Learning											
		6.07									
24 The teachers at my child's school are very good at making learning fun.	37	6.11	0 (0)	0 (0)	5 (2)	3 (1)	16 (6)	27 (10)	49 (18)	0	
31 The teachers at my child's school are very good at encouraging my child to learn.	37	6.22	0 (0)	0 (0)	0 (0)	3 (1)	22 (8)	27 (10)	49 (18)	0	
36 Teachers at this school motivate my child to want to learn.	36	5.97	0 (0)	0 (0)	6 (2)	3 (1)	14 (5)	44 (16)	33 (12)	1	
42 This school encourages my child to persist with their learning when it is difficult.	37	5.97	0 (0)	0 (0)	0 (0)	8 (3)	24 (9)	30 (11)	38 (14)	0	
Behaviour Management											
		5.77									
34 The teachers at my child's school manage student behaviour fairly.	37	5.78	0 (0)	0 (0)	0 (0)	14 (5)	22 (8)	38 (14)	27 (10)	0	
43 The teachers at my child's school manage student behaviour in a consistent way.	37	5.68	0 (0)	0 (0)	3 (1)	14 (5)	30 (11)	22 (8)	32 (12)	0	
47 The teachers at my child's school manage student behaviour sensibly.	37	5.86	0 (0)	0 (0)	3 (1)	8 (3)	24 (9)	30 (11)	35 (13)	0	

2014 Parent Opinion Survey (Response Frequency Distribution)

School Number: 3703

School Name: Glen Huntly Primary School

	Number of Responses	School Mean	Response Frequency - Percentage (Number)							Number
			Strongly Disagree (1)	Moderately Disagree (2)	Mildly Disagree (3)	Neither Agree nor Disagree (4)	Mildly Agree (5)	Moderately Agree (6)	Strongly Agree (7)	
Reporting										
38 My child's school report is very helpful.	37	5.95	0 (0)	0 (0)	8 (3)	0 (0)	16 (6)	41 (15)	35 (13)	0
46 My child's report gives me a good understanding of how my child is progressing at school.	37	5.92	0 (0)	0 (0)	8 (3)	3 (1)	14 (5)	41 (15)	35 (13)	0
49 My child's reports cover all the areas of their progress that I need to know about.	37	5.97	0 (0)	0 (0)	3 (1)	5 (2)	14 (5)	49 (18)	30 (11)	0
Learning Focus										
6 The academic standards at this school provide adequate challenge for my child.	37	5.76	0 (0)	0 (0)	3 (1)	5 (2)	24 (9)	49 (18)	19 (7)	0
8 The education programs at this school are suitable for my child.	37	6.03	0 (0)	0 (0)	3 (1)	3 (1)	19 (7)	41 (15)	35 (13)	0
11 This school is meeting the academic needs of my child.	37	5.81	0 (0)	0 (0)	3 (1)	3 (1)	22 (8)	57 (21)	16 (6)	0
17 The subjects taught at this school meet the needs of my child.	37	6.00	0 (0)	0 (0)	0 (0)	0 (0)	27 (10)	46 (17)	27 (10)	0
Transitions										
52 My child is well prepared for the next stage in their education.	37	5.97	0 (0)	0 (0)	0 (0)	14 (5)	8 (3)	46 (17)	32 (12)	0
53 My child was supported well when they started back at school this year.	37	6.08	0 (0)	3 (1)	0 (0)	5 (2)	14 (5)	35 (13)	43 (16)	0
54 Before the end of last year, my child was well prepared for this year at school.	37	6.05	0 (0)	0 (0)	0 (0)	14 (5)	11 (4)	32 (12)	43 (16)	0
55 My child has been supported in their transitions at school.	37	6.11	0 (0)	0 (0)	0 (0)	5 (2)	11 (4)	51 (19)	32 (12)	0
Extra-Curricula										
14 My child's school has good extra-curricular activities.	37	5.81	0 (0)	0 (0)	0 (0)	8 (3)	30 (11)	35 (13)	27 (10)	0
20 This school provides an appropriate range of extra-curricular activities.	37	5.59	0 (0)	3 (1)	11 (4)	3 (1)	19 (7)	38 (14)	27 (10)	0
Homework										
9 My child is taught organisational skills to help them do their homework.	37	5.14	3 (1)	3 (1)	5 (2)	11 (4)	38 (14)	27 (10)	14 (5)	0
16 My child's homework helps them with their learning.	37	5.76	0 (0)	0 (0)	8 (3)	5 (2)	22 (8)	32 (12)	32 (12)	0
General Satisfaction										
23 Overall, I am satisfied with the education my child receives from their school.	37	6.03	0 (0)	0 (0)	3 (1)	0 (0)	16 (6)	54 (20)	27 (10)	0
Student Safety**										
13 My child has been bullied recently at school.**	37	5.08	16 (6)	8 (3)	8 (3)	3 (1)	3 (1)	8 (3)	54 (20)	0
19 Other students are mean to my child.**	36	4.94	8 (3)	11 (4)	14 (5)	8 (3)	6 (2)	8 (3)	44 (16)	1
22 My child has been teased recently at school.**	36	5.11	6 (2)	11 (4)	19 (7)	3 (1)	3 (1)	8 (3)	50 (18)	1

2014 Parent Opinion Survey (Response Frequency Distribution)

School Number: 3703

School Name: Glen Huntly Primary School

	Number of Responses	School Mean	Response Frequency - Percentage (Number)							Number No Response
			Strongly Disagree (1)	Moderately Disagree (2)	Mildly Disagree (3)	Neither Agree nor Disagree (4)	Mildly Agree (5)	Moderately Agree (6)	Strongly Agree (7)	
Classroom Behaviour**										
26 Some students are disruptive in class making it hard for my child to learn.**	37	4.95	8 (3)	11 (4)	3 (1)	14 (5)	22 (8)	8 (3)	35 (13)	0
29 The behaviour of other students interrupts my child's learning.**	37	5.24	3 (1)	5 (2)	11 (4)	19 (7)	5 (2)	22 (8)	35 (13)	0
Connectedness to Peers										
2 My child gets on well with their peers at school.	36	5.81	0 (0)	3 (1)	0 (0)	8 (3)	14 (5)	53 (19)	22 (8)	1
5 My child feels accepted by other students at school.	37	5.68	0 (0)	3 (1)	5 (2)	11 (4)	14 (5)	38 (14)	30 (11)	0
10 My child gets on well with other students at school.	37	5.81	0 (0)	3 (1)	0 (0)	11 (4)	19 (7)	35 (13)	32 (12)	0
Student Motivation										
12 My child looks forward to going to school.	37	6.14	0 (0)	0 (0)	3 (1)	3 (1)	22 (8)	24 (9)	49 (18)	0
15 My child always wants to go to school.	36	6.00	0 (0)	0 (0)	8 (3)	8 (3)	6 (2)	31 (11)	47 (17)	1
Social Skills										
3 My child is mastering a range of social skills.	37	5.81	3 (1)	0 (0)	5 (2)	3 (1)	14 (5)	46 (17)	30 (11)	0
7 My child is developing good social skills.	37	5.86	0 (0)	0 (0)	3 (1)	5 (2)	22 (8)	43 (16)	27 (10)	0
21 My child is developing valuable social skills.	37	6.05	0 (0)	0 (0)	3 (1)	0 (0)	16 (6)	51 (19)	30 (11)	0
School Connectedness										
1 My child looks forward to the learning they do at school.	37	5.97	0 (0)	0 (0)	0 (0)	8 (3)	22 (8)	35 (13)	35 (13)	0
18 My child enjoys the learning they do at school.	37	6.08	0 (0)	0 (0)	0 (0)	5 (2)	16 (6)	43 (16)	35 (13)	0

** Parents' responses to all negatively phrased questions have been reversed for reporting purposes. Across all variables, the higher the score or percentile rank, the more positive parents' perceptions.